

# Stream Library Movies, TV, Music, eBooks, & Audiobooks Tablets & Smartphones (Android, Apple, & Kindle Fire)

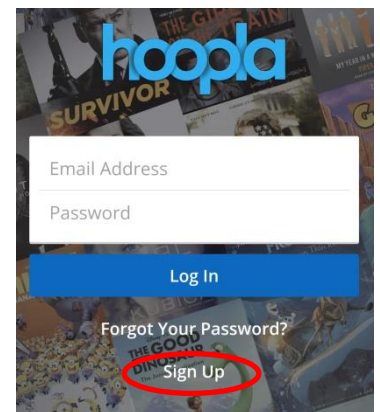


## Installing the App:

- Go to your app store (Android: Google Play, Apple: App Store, Kindle: Kindle Store) and search for **Hoopla Digital**.
- **Install and open** the app.

## Create a Hoopla Account:

- Tap on **Sign Up**.
- Enter in **your email** and create a **password**.
- Select **Islip Public Library** if it appears. If not, search by zip code **11751**.
- Enter in your **library card barcode number** and your **library card password** for the pin. \*Contact the library if you do not know your password.

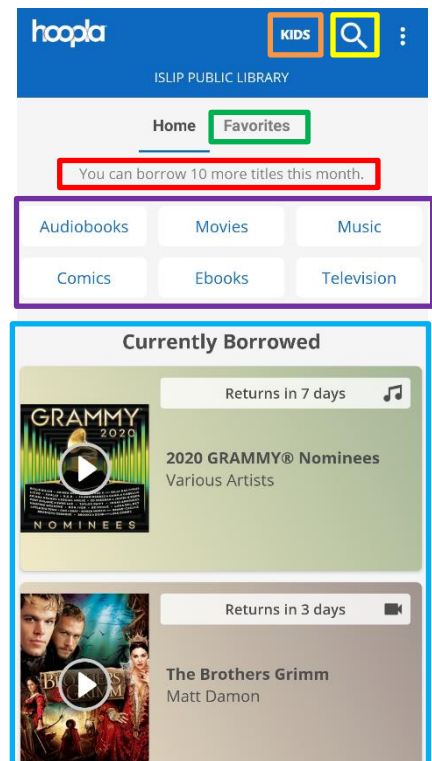


## Your Account and Loan Period:

- Check how many borrows (**red box**) your account has left this month. **Please note: that you may checkout 10 titles each month.**
- View & access **currently borrowed titles** (**blue box**).
- Loan periods:
  - Audiobooks/eBooks/Comics – 21 days
  - Movies/Television – 3 days (**each TV episode counts as 1 checkout**)
  - Music – 7 days

## Searching For Titles:

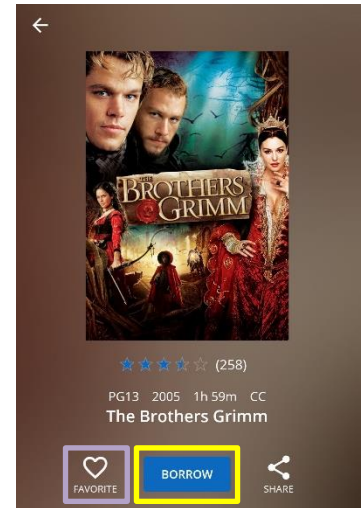
- Tap the **kids button** (**orange box**) to only display children's materials in all categories.
- Tap the **magnify glass** (**yellow box**) to search for a specific title, author, or artist.
- Tap a **category** (**purple box**) to start browsing quickly. On the next screen you can sort by different genres, or by popular, recommended, and featured titles.



Do you need assistance with our eBooks?  
Book a librarian for a one-on-one 30 minute session.

## Borrowing and Downloading:

- Tap on a **cover image** to view more information on the title and borrow.
- Tap **Borrow** (yellow box) to check out the title.
- Tap **Play** (orange box) to stream the content. *\*An internet connection is required.*
- For offline viewing, tap on **Tap here to download** (red box).
- To save a title for later, tap on the **heart icon** (purple box) next to the borrow button to add it to your favorites. On the app home screen, tap on **Favorites** (green box on page 1) to access your saved titles.



## Renewing and Returning Books:

- You can not renew a title in Hoopla. Once the title is returned, simply search for the title and borrow it again.
- All items in Hoopla are automatically returned.

